



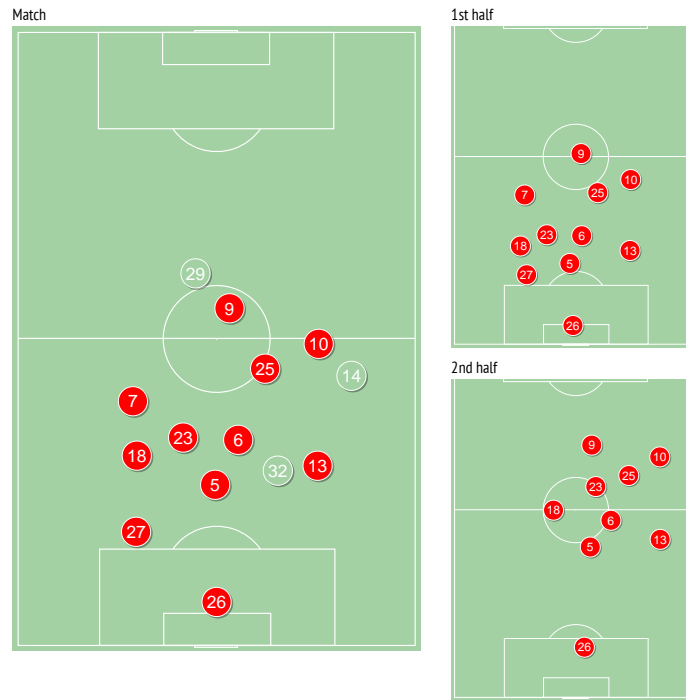
22.04.2017

Bayern Munchen 2:2 Mainz 05

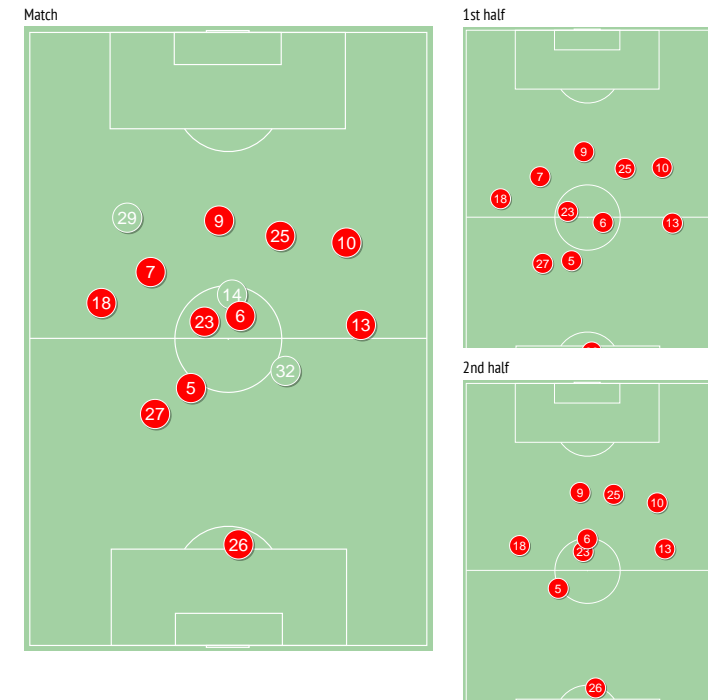
FITNESS REPORT

	Per match	1st half	2nd half
POSITIONAL DEFENSE PLAY			
☐ Average last defender line	26	21	40
☐ Average first pressing player line	59	54	72
☐ Average right line	49	52	39
☐ Average left line	13	15	8
☐ Average team's depth	33	33	32
☐ Average team's width	36	38	31
☐ Defensive square	1 202	1 257	1 034
☐ Team's compactness	811	837	732
👤 Goalkeeper's play height	7	5	14
📏 Distance from goalkeeper to offside line	24	22	27
👤 Distance from goalkeeper to the nearest teammate	18	16	26
POSITIONAL ATTACK PLAY			
☐ Average last defender line	42	39	45
☐ Average first pressing player line	75	72	78
☐ Average right line	58	61	56
☐ Average left line	8	7	9
☐ Average team's depth	33	33	32
☐ Average team's width	51	54	47
☐ Attacking square	1 647	1 789	1 514
☐ Team's compactness	1 123	1 206	1 045
👤 Goalkeeper's play height	17	15	20
📏 Distance from goalkeeper to offside line	26	27	26
👤 Distance from goalkeeper to the nearest teammate	25	24	26

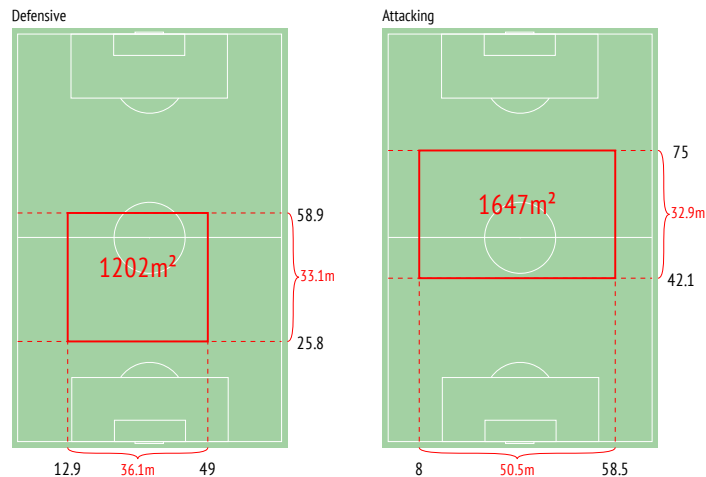
Average positions of players in defense



Average positions of players in attack



Team's compactness



Average distance between players in defense

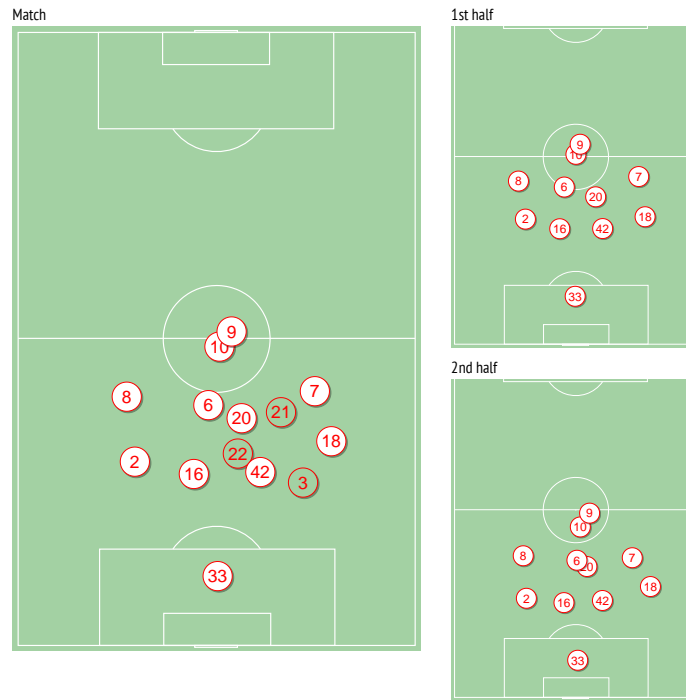
	26	18	27	5	13	23	6	7	25	10	9	32	29	14
26 Ulrich	35	27	25	32	37	34	46	47	52	54	26	52	44	
18 Bernat	35	14	17	31	16	18	16	27	36	29	23	17	20	
27 Alaba	27	14	12	24	15	14	22	27	32	31	-	-	-	
5 Hummels	25	17	12	20	16	12	26	25	32	31	12	24	17	
13 Rafinha	32	31	24	20	22	16	36	22	24	32	11	33	12	
23 Vidal Pardo	37	16	15	16	22	13	18	19	27	23	16	23	-	
6 Thiago Alcantara	34	18	14	12	16	13	23	17	26	24	13	18	11	
7 Ribery	46	16	22	26	36	18	23	23	31	21	30	-	-	
25 Muller	47	27	27	25	22	19	17	23	17	17	23	19	9	
10 Robben	52	36	32	32	24	27	26	31	17	21	29	27	18	
9 Lewandowski	54	29	31	31	32	23	24	21	17	21	33	14	21	
32 Kimmich	26	23	-	12	11	16	13	30	23	29	33	29	14	
29 Coman	52	17	-	24	33	23	18	-	19	27	29	17		
14 Alonso	44	20	-	17	12	-	11	-	9	18	14	17		

Average distance between players in attack

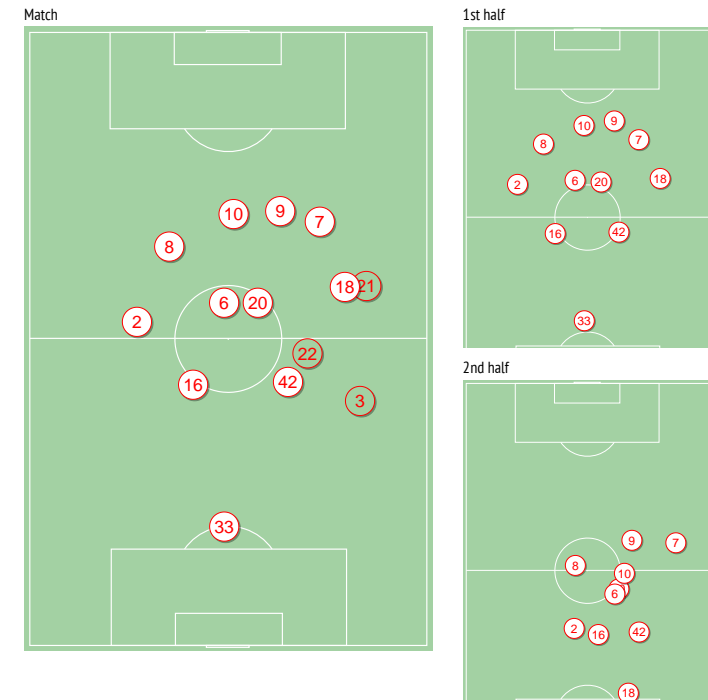
	26	18	27	5	13	23	6	7	25	10	9	32	29	14
26 Ulrich	48	30	34	44	44	43	54	56	58	58	35	58	44	
18 Bernat	48	22	24	42	22	25	21	33	42	26	33	19	20	
27 Alaba	30	22	23	36	23	22	28	35	42	34	-	-	-	
5 Hummels	34	24	23	29	20	21	31	29	35	29	19	28	17	
13 Rafinha	44	42	36	29	29	22	40	23	20	31	18	39	18	
23 Vidal Pardo	44	22	23	20	29	18	21	21	30	19	21	23	-	
6 Thiago Alcantara	43	25	22	21	22	18	27	20	26	23	19	21	16	
7 Ribery	54	21	28	31	40	21	27	25	34	19	33	-	-	
25 Muller	56	33	35	29	23	21	20	25	17	16	25	25	19	
10 Robben	58	42	42	35	20	30	26	34	17	24	28	36	22	
9 Lewandowski	58	26	34	29	31	19	23	19	16	24	30	18	20	
32 Kimmich	35	33	-	19	18	21	19	33	25	28	34	16		
29 Coman	58	19	-	28	39	23	21	-	25	36	34	24		
14 Alonso	44	20	-	17	18	-	16	-	19	22	16	24		

	Per match	1st half	2nd half
POSITIONAL DEFENSE PLAY	45:14	19:39	25:37
☐ Average last defender line	28	31	26
☐ Average first pressing player line	55	57	52
☐ Average right line	51	52	50
☐ Average left line	15	14	16
☐ Average team's depth	26	26	26
☐ Average team's width	36	38	34
☐ Defensive square	943	1 004	885
☐ Team's compactness	650	697	606
👤 Goalkeeper's play height	12	13	10
📏 Distance from goalkeeper to offside line	24	25	23
👤 Distance from goalkeeper to the nearest teammate	16	18	15
POSITIONAL ATTACK PLAY	14:25	9:04	5:21
☐ Average last defender line	44	47	33
☐ Average first pressing player line	77	82	61
☐ Average right line	51	54	40
☐ Average left line	12	13	12
☐ Average team's depth	33	35	28
☐ Average team's width	38	42	28
☐ Attacking square	1 288	1 452	799
☐ Team's compactness	880	986	561
👤 Goalkeeper's play height	20	24	11
📏 Distance from goalkeeper to offside line	24	23	25
👤 Distance from goalkeeper to the nearest teammate	23	23	23

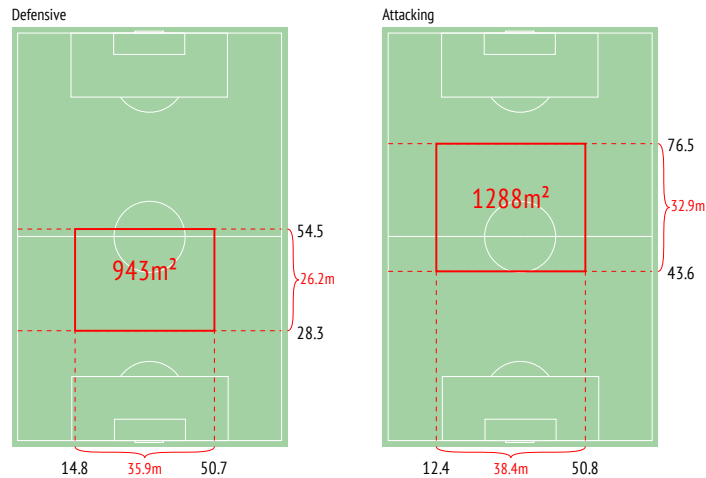
Average positions of players in defense



Average positions of players in attack



Team's compactness



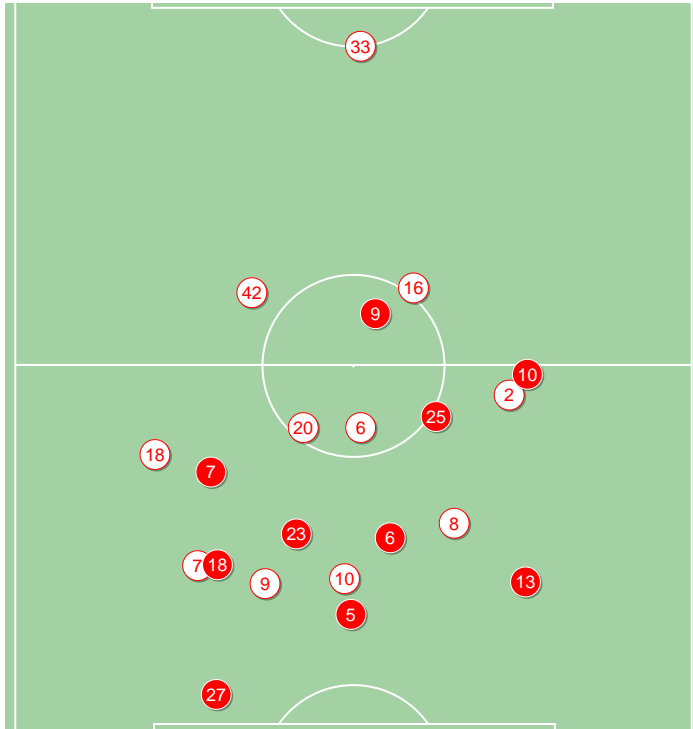
Average distance between players in defense

	33	18	42	16	2	20	6	7	8	10	9	3	21	22
33 Huth	-	29	19	17	23	27	29	35	34	39	42	23	31	20
18 Brosinski	29	-	13	24	33	17	23	12	35	27	28	-	-	-
42 Hack	19	13	-	11	20	12	15	17	25	23	26	9	17	8
16 Bell	17	24	11	-	10	14	13	25	18	23	27	18	22	11
2 Donati	23	33	20	10	-	19	15	32	14	24	29	25	25	13
20 Frei	27	17	12	14	19	-	12	15	20	15	19	15	13	10
6 Latza	29	23	15	13	15	12	-	19	15	15	16	18	14	8
7 Quaison	35	12	17	25	32	15	19	-	31	18	19	12	17	-
8 Oztunali	34	35	25	18	14	20	15	31	-	20	21	30	23	18
10 Bojan	39	27	23	23	24	15	15	18	20	-	14	24	-	-
9 Muto	42	28	26	27	29	19	16	19	21	14	-	27	17	21
3 Balogun	23	-	9	18	25	15	18	12	30	24	27	-	14	12
21 Onisiwo	31	-	17	22	25	13	14	17	23	-	17	14	-	12
22 Ramalho	20	-	8	11	13	10	8	-	18	-	21	12	12	-

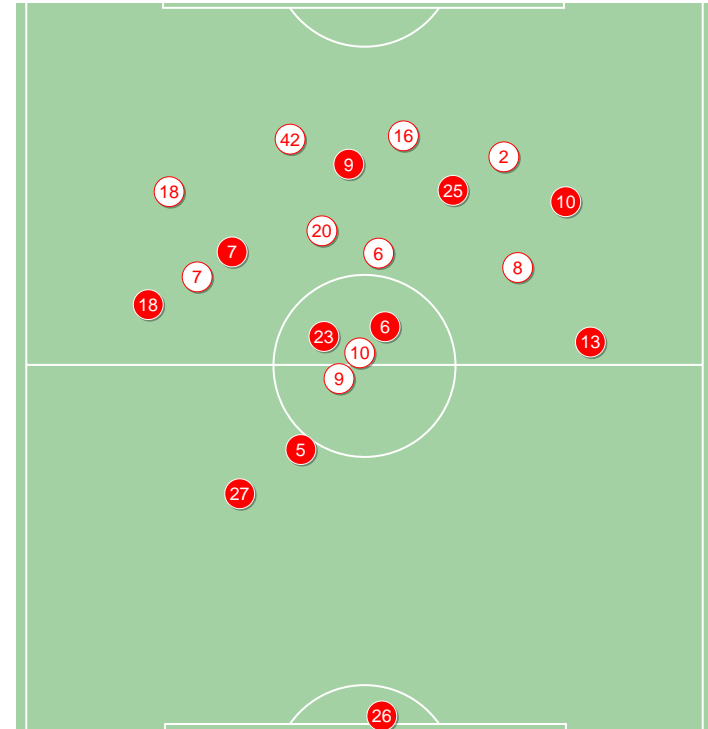
Average distance between players in attack

	33	18	42	16	2	20	6	7	8	10	9	3	21	22
33 Huth	-	40	26	25	34	36	38	48	47	49	53	35	41	23
18 Brosinski	40	-	19	32	40	20	29	18	38	32	27	-	-	-
42 Hack	26	19	-	14	26	14	19	24	31	29	30	10	20	11
16 Bell	25	32	14	-	15	17	16	30	24	28	32	19	26	8
2 Donati	34	40	26	15	-	24	19	34	20	26	32	28	32	18
20 Frei	36	20	14	17	24	-	13	15	20	18	20	14	12	10
6 Latza	38	29	19	16	19	13	-	20	16	15	19	17	15	11
7 Quaison	48	18	24	30	34	15	20	-	27	18	13	15	27	-
8 Oztunali	47	38	31	24	20	20	16	27	-	18	21	31	20	16
10 Bojan	49	32	29	28	26	18	15	18	18	-	16	20	-	-
9 Muto	53	27	30	32	32	20	19	13	21	16	-	28	17	25
3 Balogun	35	-	10	19	28	14	17	15	31	20	28	-	18	18
21 Onisiwo	41	-	20	26	32	12	15	27	20	-	17	18	-	17
22 Ramalho	23	-	11	8	18	10	11	-	16	-	25	18	17	-

Bayern Munchen in defense



Bayern Munchen in attack



Average distance between the opponents: Bayern Munchen in defense

	33	18	42	16	2	20	6	7	8	10	9	3	21	22
26 Utreich	78	49	56	56	52	45	43	36	38	34	28	57	48	56
18 Bernat	50	40	34	27	20	23	18	28	11	17	21	36	25	21
27 Alaba	55	39	36	34	27	25	24	27	14	14	10	-	-	-
5 Hummels	55	33	34	33	31	22	20	19	17	13	11	32	21	27
13 Rafinha	54	22	30	37	40	22	25	10	31	20	13	22	9	21
23 Vidal Pardo	45	30	26	24	22	15	14	18	16	16	16	18	-	-
6 Thiago Alcantara	48	27	26	26	27	15	13	15	16	11	13	23	9	13
7 Ribery	39	38	28	17	10	21	16	32	16	21	29	-	-	-
25 Muller	36	18	14	19	25	9	13	16	24	20	22	12	11	12
10 Robben	36	14	14	24	33	16	23	19	33	29	27	7	17	19
9 Lewandowski	26	24	11	10	19	15	17	26	25	27	31	19	23	4
32 Kimmich	56	27	32	34	35	21	20	12	23	14	6	28	16	25
29 Coman	33	38	19	13	9	16	12	26	12	28	26	26	24	14
14 Alonso	45	-	18	22	26	8	11	5	14	-	15	17	10	14

Average distance between the opponents: Bayern Munchen in attack

	33	18	42	16	2	20	6	7	8	10	9	3	21	22
26 Utreich	76	59	60	60	60	52	50	49	50	40	37	59	49	57
18 Bernat	41	44	34	26	19	28	23	39	11	25	26	36	28	24
27 Alaba	52	42	37	34	31	31	24	35	20	21	17	-	-	-
5 Hummels	46	37	32	30	30	24	23	28	23	18	16	31	22	18
13 Rafinha	44	20	26	33	39	23	27	12	36	23	21	19	12	20
23 Vidal Pardo	36	29	23	19	21	16	13	23	15	15	16	20	-	-
6 Thiago Alcantara	38	25	23	23	25	17	16	18	19	11	14	26	18	19
7 Ribery	32	34	24	16	12	21	15	32	15	24	26	-	-	-
25 Muller	25	14	9	15	21	10	15	14	25	20	24	11	16	10
10 Robben	31	10	16	25	32	18	24	15	35	27	29	9	15	15
9 Lewandowski	21	22	12	8	13	14	14	23	20	23	26	18	21	11
32 Kimmich	44	30	28	30	33	22	22	19	28	16	13	26	16	20
29 Coman	28	39	24	16	10	22	20	33	12	24	29	30	30	22
14 Alonso	33	-	19	21	21	13	11	19	18	5	12	21	12	13